

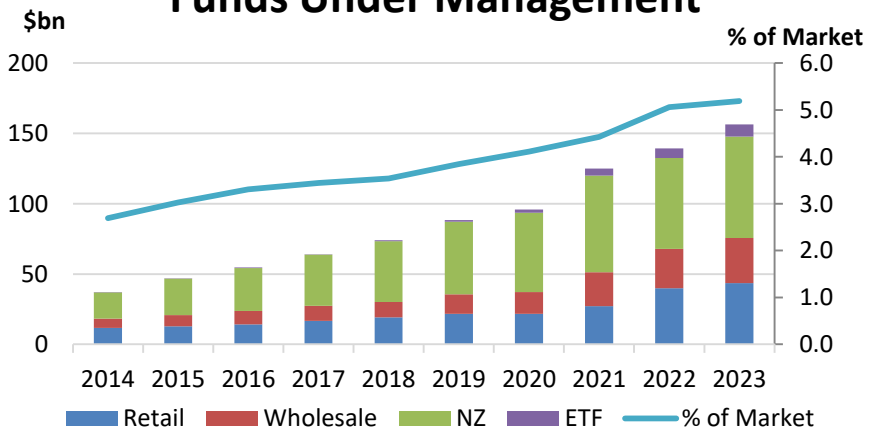
Responsible Investment Funds in Australia & Aotearoa New Zealand

FUM, Flows and Performance June 2023

The Responsible Investment Funds in Australia & Aotearoa New Zealand quarterly report outlines industry data on market size (FUM), flows and performance of responsible, ethical and impact investment products that have been certified by the Responsible Investment Association Australasia (RIAA) and compares these results with the broader Australian & Aotearoa New Zealand managed funds markets over the 10 years to 30 June 2023.

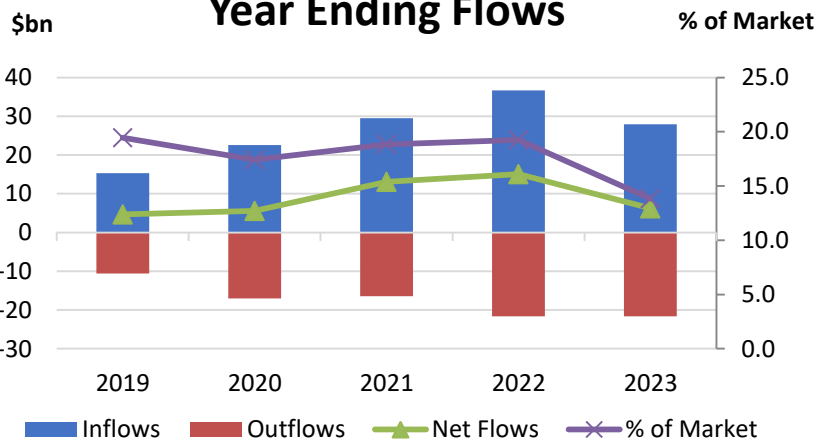
Responsible Funds Under Management have grown to \$156.3bn as at the end of June 2023 to now account for 5.2% of the comparative market¹, with Inflows remaining solid despite falling from the previous year. FUM has grown 111% over the past 5 years and is more than 5 times larger than 10 years ago, while over the latest year it was up 12.3% with investment earnings returning to positive territory.

Funds Under Management



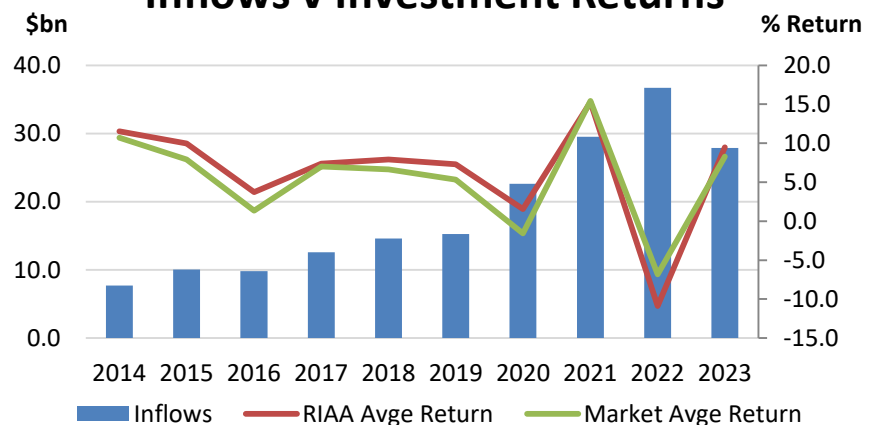
Inflows into Responsible products have experienced strong long-term growth – Inflows over the past 5 years were over 140% larger than those of the previous 5 years, and Annual Net Flows having remained positive since 1999, although the latest annual Inflows were 24% lower than the previous year.

Year Ending Flows



Annual Inflows into Responsible Investment funds tracked against average annual returns demonstrates that Inflows have maintained a steady upward trend over the past 10 years up to 2023 despite fluctuations in market returns, with Inflows over the year to June 2023 of \$27.9bn were notably down on the record \$36.7bn reported for the previous year.

Inflows v Investment Returns

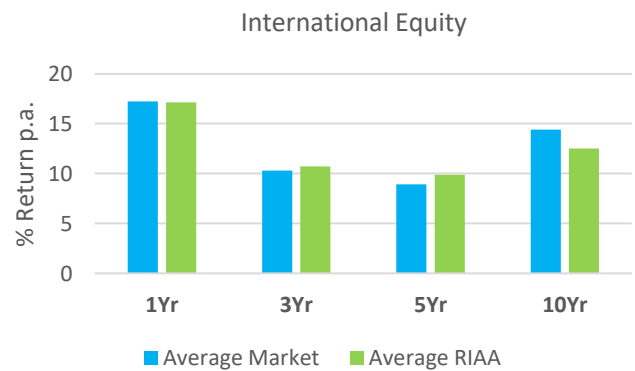
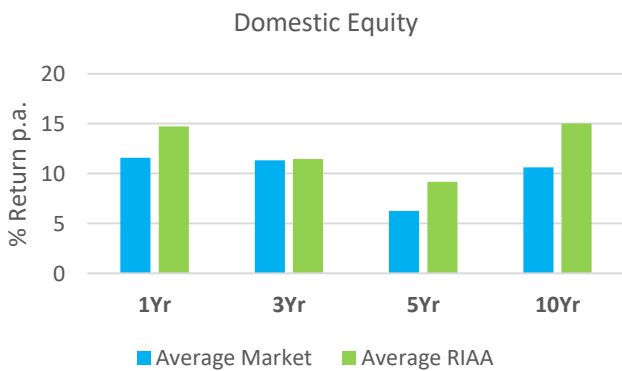


Responsible Investment Funds in Australia & Aotearoa New Zealand

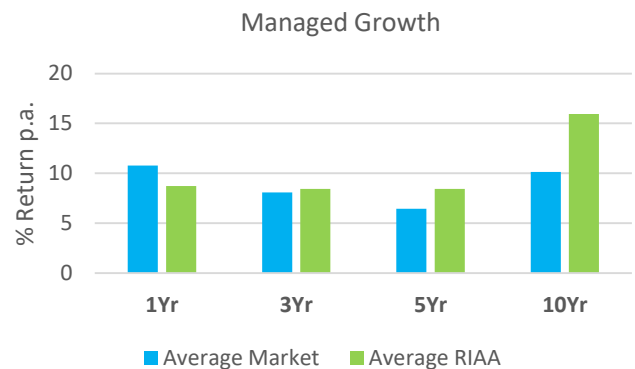
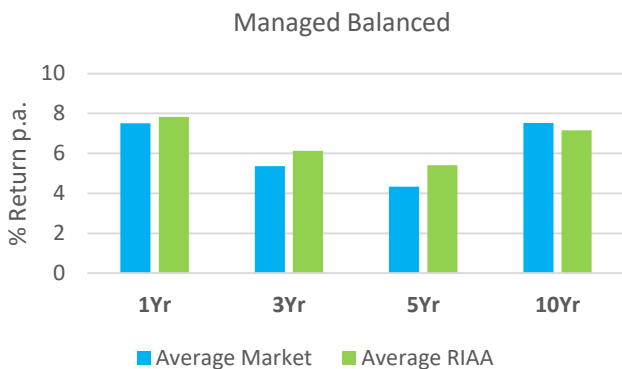
FUM, Flows and Performance June 2023

As at the end of June 2023, with investment markets experiencing three consecutive quarters of growth that recouped much of the losses accumulated over the preceding three quarters of significant falls, Responsible funds outperformed the average return achieved across the total combined Responsible and Non-Responsible market based CAGR across 1-year, 3-year, 5-year and 10-year time periods, although results varied quite widely by asset class.

Similarly to the overall market the **Domestic Equity** asset class displayed outperformance over all time points, with Responsible funds outperforming the market most significantly over the 1-year and 10-year periods, by +3.1% and +4.4% on average respectively, while 5-year outperformance was +2.9% and 3-year a more marginal +0.1%. Responsible **International Equity** funds outperformed the wider market over 3-year and 5-year time periods, most impressively over the past 5 years by on average +1.0%. Conversely Responsible funds underperformed the market average on 1-year and 10-year bases.



Managed Balanced Responsible funds also only outperformed the market average over 1-year, 3-year and 5-year time periods, in this case most marked over 5 years with returns +1.1% higher than average, with 10-year performance only 0.4% lower than average. Fewer Responsible funds fall within the **Managed Growth** asset class, although these funds displayed outperformance over all time periods apart from the latest year and displayed a dramatic progression of increasing outperformance over each longer time basis. Outperformance for the 3-year period was on average +0.4% compared to the benchmark, rising to +2.0% over 5 years and a very significant +5.8% over the 10-year period.



Responsible Investment Funds in Australia & Aotearoa New Zealand



FUM, Flows and Performance June 2023

About this Report

This report has been prepared by Plan For Life, an ISS Market Intelligence brand. Plan For Life collects data directly from fund managers and publishes quarterly analysis on Responsible Investment funds. This report is based on responsible, ethical and impact investment products that have been certified by the Responsible Investment Association Australasia as delivering on their responsible investment promise and meeting the Australian and Aotearoa New Zealand Standard for responsible investing (these products are all featured on www.responsiblereturns.com.au).

The performance charts provide an overview of average Responsible fund performance compared to comparable average market benchmark performance – please note that market returns include both Responsible funds and those without a responsible focus. Full market reporting is available covering all Retail, Wholesale, Aotearoa New Zealand and ETF products. For more information see <https://www.pflresearch.com/responsible-investments>.

The comparative market used to calculate “% of Market” FUM and Net Flow figures is based on product sub-markets from which Responsible Investment funds have been identified, including Wholesale Trusts, Retail Trusts, ETF’s, Retail Super, Industry Funds, Public Sector Super Funds and Aotearoa New Zealand Retail Managed Funds, rather than the total Australia & Aotearoa New Zealand Managed Funds market. ¹

Disclaimer and Conditions of Use

This report and material has been prepared by Plan For Life, an ISS Market Intelligence brand (Asset International Australia Pty Ltd, ACN 147 440 140, ABN 42 147 440 140) (“Vendor”). Vendor has taken all reasonable care in preparing this Report and takes no responsibility for inadvertent errors and omissions, or those due to information received from other parties. If any errors or omissions are found, these should be brought to our attention so that appropriate corrective action can be taken. Vendor takes no responsibility for the subsequent use of the material provided.

Vendor, its employees and associated persons make no recommendations, representations, warranties nor provide opinions, implied or otherwise about the suitability in general terms of a particular asset type or insurance and its suitability for any particular individual or organization. This report is provided as an information service and is not suitable to be acted upon as life insurance advice without additional input from an Authorised Representative of an Australian Financial Services Licence Holder. In particular, Vendor advises that in preparing this report it did not take into account the individual goals and objectives, anticipated resources, current situation, attitudes or other circumstances of any particular person. In this regard any such user must consult with an appropriate Authorised Representative of an Australian Financial Services Licence Holder. The information provided on financial products does not constitute financial product advice and users of this information should obtain independent advice before making any financial decision.

Vendor is an Australian Financial Services Licence Holder; none of its employees and associated persons are currently Authorised Representatives of a Licence Holder. Vendor is a research company. Actuarial services are provided by and under the independent control of Somari Systems Pty Ltd ABN 97 006 233 923 (Simon Solomon & Associates). No part of this publication may be reproduced or distributed in any form without express prior written consent from Vendor. Acknowledgement is given to APRA for cross-reference to items appearing in its Annual and Half-annual Reports on Life Companies.