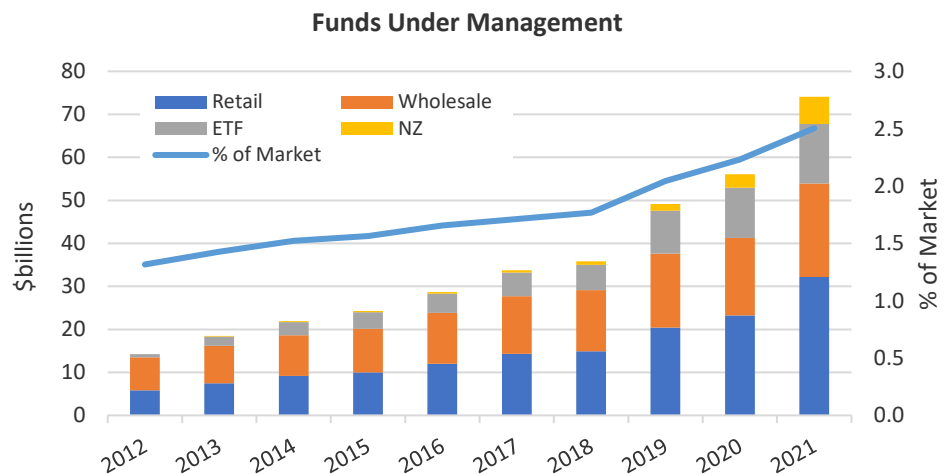


Responsible Investment Funds in Australia & NZ

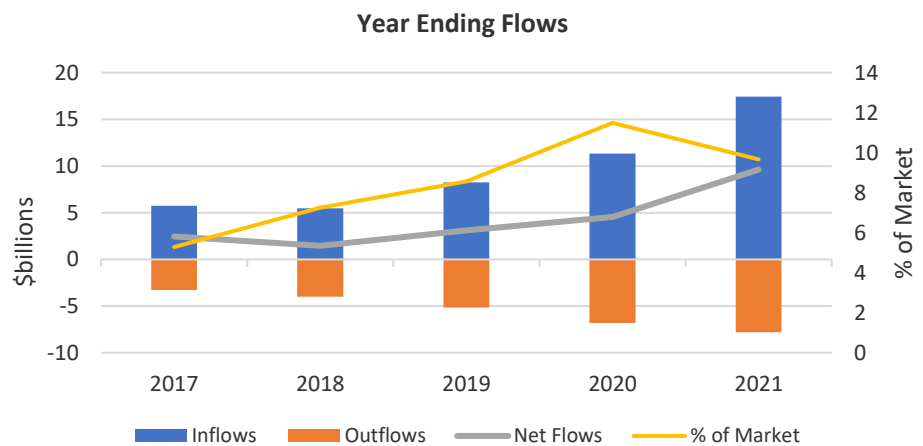
FUM, Flows and Performance December 2021

The Responsible Investment Funds in Australia & NZ quarterly report outlines industry data on market size (FUM), flows and performance of responsible, ethical and impact investment products that have been certified by the Responsible Investment Association Australasia (RIAA) and compares these results with the broader Australian & NZ managed funds markets over the 10 years to 31 December 2021.

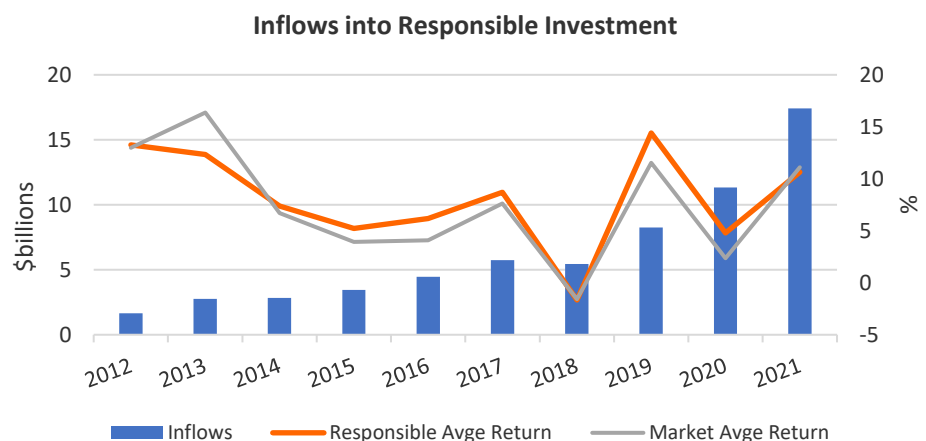
Responsible Funds Under Management have grown to over \$74bn as at the end of December 2021, driven by continuing positive investment performance and strong Inflows, accounting for 2.5% of the comparative market¹. FUM has grown 158% over the past 5 years and is more than 5 times larger than 10 years ago, while annual growth remains strong at over 32%.



Inflows into Responsible products have experienced strong growth – Inflows over the past 5 years more than triple that of the previous 5 years, and Annual Net Flows having remained positive since 2012.



Annual Inflows into Responsible Investment funds tracked against average annual returns demonstrates that Inflows have maintained a steady upward trend despite fluctuations in market returns. Annual Inflows of \$17.4bn were up 53.6% on the previous year.

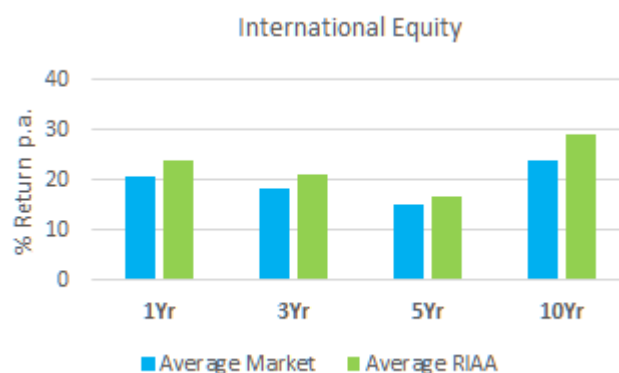
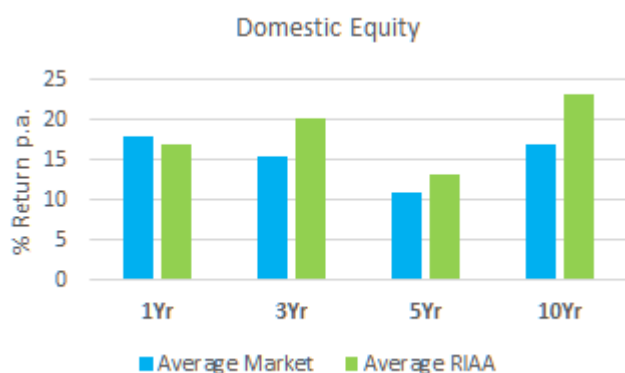


Responsible Investment Funds in Australia & NZ

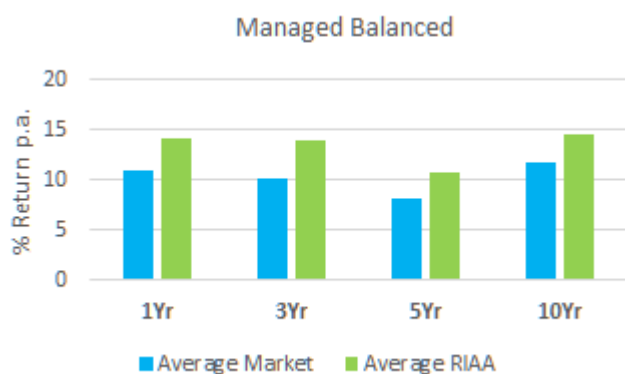
FUM, Flows and Performance December 2021

As at the end of December 2021 with investment markets powering ahead, 85% of Responsible funds outperformed the average return achieved across the combined Responsible and Non-Responsible market within their asset class based on 5-year CAGR, while 82% and 73% of funds outperformed the market based on 3-year and 10-year CAGR respectively, highlighting the longer-term focus of investing with an emphasis on ESG factors.

The **Australian Equity** asset class displayed outperformance at all time points apart from the past year, especially on a 3-year basis where 88% of Responsible funds outperformed the market with an average return of +3.4% higher compared to the benchmark. Average outperformance on a 5-year basis was also marked with 86% of Responsible funds achieving this and by +2.2% on average. Responsible **International Equity** funds outperformed the wider market over all time periods, most impressively over the past 3 years where over 86% of funds outperformed the market, and by an average of +2.7%. Responsible funds also outperformed the market average on 5-year and 10-year bases also, with 85% and 83% of funds achieving this respectively.



Managed Balanced Responsible funds similarly outperformed the market average over all time periods, with over 85% of funds achieving this over 3 and 5-year periods, and 100% over 10-years. The scale of outperformance ranged from +2.4% over the 3-year period to +1.1% achieved over 10-years. Fewer Responsible funds fall within the **Managed Growth** asset class, all of which outperformed the wider market over the 3, 5 and 10-year periods. 90% of funds outperformed over the past year, higher on average by +3.1% compared to the benchmark.



Responsible Investment Funds in Australia & NZ



FUM, Flows and Performance December 2021

About this Report

This report has been prepared by Plan For Life, an ISS Market Intelligence brand. Plan For Life collects data directly from fund managers and publishes quarterly analysis on Responsible Investment funds. This report is based on responsible, ethical and impact investment products that have been certified by the Responsible Investment Association Australasia as delivering on their responsible investment promise and meeting the Australian and New Zealand Standard for responsible investing (these products are all featured on www.responsiblereturns.com.au).

The performance charts provide an overview of average Responsible fund performance compared to comparable average market benchmark performance – please note that market returns include both Responsible funds and those without a responsible focus. Full market reporting is available covering all Retail, Wholesale, New Zealand and ETF products. For more information see <https://www.pflresearch.com/responsible-investments>.

¹The comparative market used to calculate “% of Market” FUM and Net Flow figures is based on product sub-markets from which Responsible Investment funds have been identified, including Wholesale Trusts, Retail Trusts, ETF’s, Retail Super, Industry Funds, Public Sector Super Funds and NZ Retail Managed Funds, rather than the total Australia & NZ Managed Funds market.

Please note that the NZ Super Fund, although RIAA accredited, has been excluded as sovereign wealth funds currently lie outside the scope of this reporting; FUM in this product is currently NZ\$61.3bn.

Disclaimer and Conditions of Use

This report and material has been prepared by Plan For Life, an ISS Market Intelligence brand (Asset International Australia Pty Ltd, ACN 147 440 140, ABN 42 147 440 140) (“Vendor”). Vendor has taken all reasonable care in preparing this Report and takes no responsibility for inadvertent errors and omissions, or those due to information received from other parties. If any errors or omissions are found, these should be brought to our attention so that appropriate corrective action can be taken. Vendor takes no responsibility for the subsequent use of the material provided.

Vendor, its employees and associated persons make no recommendations, representations, warranties nor provide opinions, implied or otherwise about the suitability in general terms of a particular asset type or insurance and its suitability for any particular individual or organization. This report is provided as an information service and is not suitable to be acted upon as life insurance advice without additional input from an Authorised Representative of an Australian Financial Services Licence Holder. In particular, Vendor advises that in preparing this report it did not take into account the individual goals and objectives, anticipated resources, current situation, attitudes or other circumstances of any particular person. In this regard any such user must consult with an appropriate Authorised Representative of an Australian Financial Services Licence Holder. The information provided on financial products does not constitute financial product advice and users of this information should obtain independent advice before making any financial decision.

Vendor is an Australian Financial Services Licence Holder; none of its employees and associated persons are currently Authorised Representatives of a Licence Holder. Vendor is a research company. Actuarial services are provided by and under the independent control of Somari Systems Pty Ltd ABN 97 006 233 923 (Simon Solomon & Associates). No part of this publication may be reproduced or distributed in any form without express prior written consent from Vendor. Acknowledgement is given to APRA for cross-reference to items appearing in its Annual and Half-annual Reports on Life Companies.